

8 7 6 3 2 1

已确认此版本的所有图纸

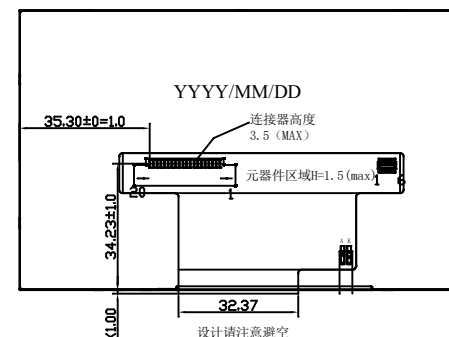
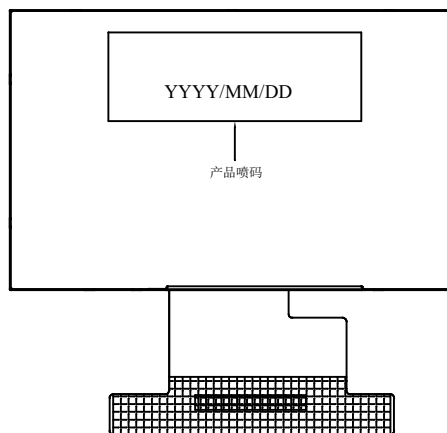
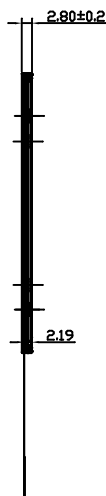
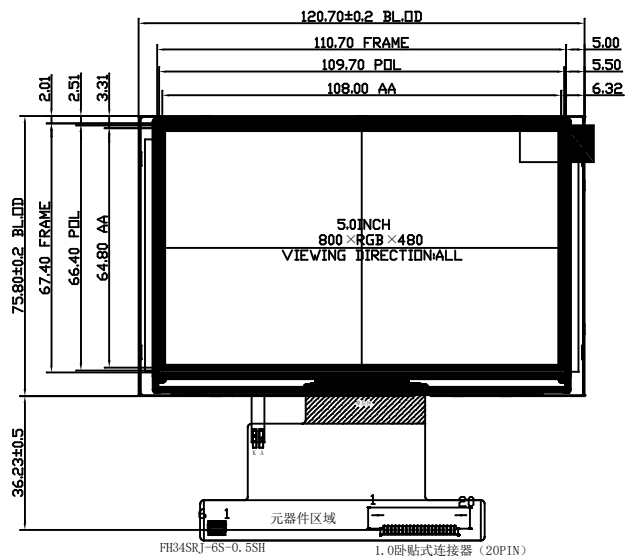
客户签名: 日期:

REV	DESCRIPTION	DATE
1.0	首次设计:	2023-10-08

正视图

侧视图

背视图

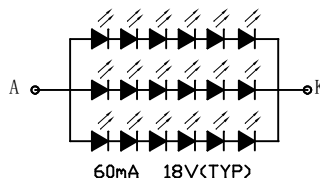


LCM CONNECTOR

NO.	PIN ASSIGNMENT
1	TP_RESET/1.8V
2	TP_SCL/1.8V
3	TP_SDA/1.8V
4	TP_INT/1.8V
5	TP_VCC/3.3V
6	GND
7	LVDS_D0-
8	LVDS_D0+
9	LVDS_D1-
10	LVDS_D1+
11	LVDS_D2-
12	LVDS_D2+
13	LVDS_D3-
14	LVDS_D3+
15	LVDS_CK-
16	LVDS_CK+
17	GND
18	ON/OFF_BACKLIGHT
19	VCI_1/+3.3V
20	VCI_2/+5V

Notes:

1. Display Mode: 16.7M TFT/Normally Black
2. Viewing Angle: ALL
3. LCD Driver IC: ST7262
4. Operating Temp: -20° C ~ +70° C
5. Storage Temp: -30° C ~ +80° C
6. *:Critical Dimension, ():Reference Dimension
7. Undefined Tolerance: ±0.2
8. Surface Luminance: 1000CD/M2 (TYP)
9. Requirements on Environmental Protection: ROHS



Kingtech Group Co.,Ltd	TITLE: ASSEMBLY	DO NOT SCALE THIS DRAWING, GENERAL TOLERANCE: ±0.2	
	PART NO.:	PV05032H0120D	
	DRAWN BY:	DATE:	SECTION: OF
	CHECKED BY:	DATE:	SCALE: N.T.S. UNIT: mm
APPROVED BY:	DATE:		

8 7 6 5 4 3 2 1